


SUMMARY REPORT OF DISBURSEMENTS
For the month of AUGUST 2016


DEPARTMENT : DEPARTMENT OF ENVIRONMENT AND NATURAL RESOURCES
 AGENCY/OPERATING UNIT : MINES AND GEOSCIENCES BUREAU
 Region/Province/City : Regional Office No. V, Rawas, Lingsat, City
 Fund : 01 1 01 101


PARTICULARS	CURRENT YEAR BUDGET					PRIOR YEARS BUDGET					TRUST LIABILITIES					GRAND TOTAL					Remarks						
	PS	MOOE	Fin. Exp.	CO	TOTAL	PS	MOOE	Fin. Exp.	CO	TOTAL	PS	MOOE	Fin. Exp.	CO	TOTAL	PS	MOOE	Fin. Exp.	CO	TOTAL							
1																											
Notice of Cash Allocation																											
MDS Checks Issued	643,616.68	187,118.89	-	-	830,735.57	-	-	-	-	-	-	-	-	-	-	643,616.68	187,118.89	-	-	-	-	-	-	-	830,735.57		
Advice to Debit Account	956,252.39	1,175,162.26	-	-	2,130,414.65	-	-	-	-	-	-	-	-	-	-	956,252.39	1,175,162.26	-	-	-	-	-	-	-	2,130,414.65		
Working Fund (NCA Issued to BTR)	224,697.85	47,737.27	-	-	272,335.12	-	-	-	-	-	-	-	-	-	-	224,697.85	47,737.27	-	-	-	-	-	-	-	272,335.12		
Tax Remittance Advice Issued (TRA)																											
Cash Disbursement Ceiling (CDC)																											
Non-Cash Availment Authority (NCAA)																											
Others (CDT, BTR Docs Stamp, etc.)																											
TOTAL	1,823,466.92	1,410,018.42	-	-	3,233,485.34	-	-	-	-	-	-	-	-	-	-	1,823,466.92	1,410,018.42	-	-	-	-	-	-	-	3,233,485.34		

Summary:	Previous Report	This Month (August)	As of Date	Total Disbursements Program	Less: Actual Disbursements	(Over)/ Under spending	Previous Report	This Month (August)	As of Date	Sub-Total	TRUST LIABILITIES					Sub-Total	Grand Total				
											PS	MOOE	Fin. Exp.	CO	TOTAL						
Total Disbursement Authorities Received	26,116,977.00	3,367,101.00	29,483,078.00	26,252,856.40	1,879,642.57	1,879,642.57	26,132,498.97	3,639,436.12	31,771,935.09	18=(6+17)	19	20	21	22=(19+20+21)	23	24	25	26	27=(23+24+25+26)	(8)	
NCA																					
Working Fund																					
TRA																					
CDC																					
NCAA																					
Others (CDT, BTR Docs Stamp, etc.)																					
Less: Notice of Transfer Allocations (NTA)	28,132,498.97	3,639,436.12	31,771,935.09																		
Total Disbursements Authorities Available	235,922.62	3,233,485.34	29,483,078.00	29,486,341.74	2,285,539.35	2,285,539.35	26,252,856.40	405,950.78	2,285,539.35	18=(6+17)	19	20	21	22=(19+20+21)	23	24	25	26	27=(23+24+25+26)	(8)	
Less: Lapsed NCA (every end of the quarter)	26,252,856.40	3,233,485.34	29,486,341.74																		
Disbursements*	1,923,719.95	405,950.78	2,029,670.73																		
Balance of Disbursements Authorities as of date																					

* Including TRA

Prepared by :  **KAYLEEN ARMENTA**
Accounting Clerk
Date: 8/31/2016

Noted/Certified correct :  **CARLO J. JATO**
Accountant III
Date: 8/31/2016

APPROVED :  **ENGR. GUILLERMO A. MOLINA, JR. IV**
OIC, Office of the Regional Director
Date: 8/31/2016