


SUMMARY REPORT OF DISBURSEMENTS
For the month of APRIL 2017

DEPARTMENT : DEPARTMENT OF ENVIRONMENT AND NATURAL RESOURCES
 AGENCY/OPERATING UNIT : MINES AND GEOSCIENCES BUREAU
 Region/Province/City : Regional Office No. V, Rawis, Legazpi City
 Fund : 01 1 01 101


PARTICULARS	CURRENT YEAR BUDGET					PRIOR YEAR'S BUDGET											Sub-Total	TRUST LIABILITIES				GRAND TOTAL					Remarks	
	PS	MOOE	Fin. Exp	CO	TOTAL	PRIOR YEAR'S ACCOUNTS PAYABLE					CURRENT YEAR'S ACCOUNTS PAYABLE							PS	MOOE	CO	TOTAL	PS	MOOE	Fin. Exp	CO	TOTAL		
						PS	MOOE	Fin. Exp.	CO	Sub-Total	PS	MOOE	Fin. Exp.	CO	Sub-Total	TOTAL												
1	2	3	4	5	6=(2+3+4+5)	7	8	9	10	11=(7+8+9+10)	12	13	14	15	16=(12+13+14+15)	17=(11+16)	18=(6+17)	19	20	21	22=(19+20+21)	23	24	25	26	27=(23+24+25+26)	(9)	
Notice of Cash Allocation																												
MDS Checks Issued	669,581.92	260,466.68	-		930,048.60	708.34				708.34	-				-	708.34	930,756.94	-	-	-	-	670,290.26	260,466.68	-	-	-	930,756.94	
Advice to Debit Account	1,879,408.49	952,433.34			2,831,841.83	354.16	27,340.80			27,694.96		19,071.59			19,071.59	46,766.55	2,878,608.38					1,879,762.65	998,845.73				2,878,608.38	
Working Fund (NCA issued to BTr)																												
Tax Remittance Advice Issued (TRA)	299,491.98	54,218.71			353,710.69		1,139.20			1,139.20		2,849.79			2,849.79	3,988.99	357,699.68					299,491.98	58,207.70				357,699.68	
Cash Disbursement Ceiling (CDC)																												
Non-Cash Availment Authority (NCAA)																												
Others (CDT,BTr Docs Stamp, etc.)																												
TOTAL	2,848,482.39	1,267,118.73	-	-	4,115,601.12	1,062.50	28,480.00	-	-	29,542.50	-	21,921.38	-	-	21,921.38	51,463.88	4,167,065.00	-	-	-	-	2,849,544.89	1,317,520.11	-	-	-	4,167,065.00	

Summary:	<u>Previous Report</u>	<u>This Month (April)</u>	<u>As of Date</u>		<u>Previous Report</u>	<u>This Month (April)</u>	<u>As of Date</u>
Total Disbursement Authorities Received					Total Disbursements Program	24,153,004.80	10,933,410.68
NCA	23,080,000.00	10,575,711.00	33,655,711.00		Less: Actual Disbursements	24,153,004.80	28,320,069.80
Working Fund					(Over)/ Under spending	-	6,766,345.68
TRA	1,073,004.80	357,699.68	1,430,704.48				
CDC							
NCAA							
Others (CDT, BTr Docs Stamp, etc.)							
Less: Notice of Transfer Allocations (NTA)							
Total Disbursements Authorities Available	24,153,004.80	10,933,410.68	35,086,415.48				
Less: Lapsed NCA (every end of the quarter)							
Disbursements*	24,153,004.80	4,167,065.00	28,320,069.80				
Balance of Disbursements Authorities as of date	-	6,766,345.68	6,766,345.68				


* including TRA

Prepared by :

 KATHLEEN N. ARMENTA
 Accounting Clerk

Date: 4/28/2017

Noted/Certified Correct :

 CARLO L. PULITO
 Accountant III

Date: 4/28/2017

APPROVED :

 ENGR. GUILLERMO A. MOLINA, JR. IV
 OIC, Office of the Regional Director

Date: 4/28/2017