

STATEMENT OF APPROPRIATIONS, ALLOTMENT, OBLIGATIONS, DISBURSEMENTS AND BALANCES
As of JUNE 30, 2017

Department : Environment and Natural Resources
 Agency : Mines and Geosciences Bureau
 Operating Unit : REGION V
 Organization : 10 003 03 00005
 Funding Source : ALL FUNDS

Particulars	UACS CODE	Appropriations			Allotments		Current Year Obligations			
		Authorized Appropriation	Adjustments Within Dept.	Adjusted Appropriation	Allotments Received	Transfer from	Adjusted Total Allotments	1st Quarter Ending March 31	2nd Quarter Ending June 30	Total
FY 2016 CURRENT YEAR										
A. Agency Specific Budget	1 01 101									
A.01 GENERAL ADMINISTRATION AND SUPPORT SERVICES	1 00 00000	14,743,000.00	-	14,743,000.00	14,743,000.00	-	14,743,000.00	2,185,082.73	3,315,816.67	5,500,899.40
A.01.a General Management and Supervision	1 00 010000									
General Administration and Supervision	1 00 010000	14,743,000.00	-	14,743,000.00	14,743,000.00	-	14,743,000.00	2,185,082.73	3,315,816.67	5,500,899.40
PS		9,744,000.00	-	9,744,000.00	9,744,000.00	-	9,744,000.00	1,447,656.46	2,298,067.29	3,745,723.75
MOOE		4,999,000.00	-	4,999,000.00	4,999,000.00	-	4,999,000.00	737,426.27	1,017,749.38	1,755,175.65
A.01.b Human Resource Development	1 00 020000									
A.02 SUPPORT TO OPERATIONS	2 00 000000	557,000.00	258,000.00	815,000.00	557,000.00	258,000.00	815,000.00	-	34,084.57	34,084.57
A.02.a a. Planning and Policy Formulation	2 00 010000									
MOOE			258,000.00	258,000.00		258,000.00	258,000.00	-	34,084.57	34,084.57
CO		557,000.00	-	557,000.00	557,000.00	-	557,000.00	-	-	-
A.03 OPERATIONS	3 00 00 000	58,891,000.00	73,000.00	58,964,000.00	58,891,000.00	73,000.00	58,964,000.00	21,042,488.15	19,006,851.16	40,049,339.31
MFO 1 - Mineral Resources Development Services	3 01 00 000	46,136,000.00	-	46,136,000.00	46,136,000.00	-	46,136,000.00	17,685,380.33	13,873,808.89	31,559,189.22
A.03.a Mineral Resource Services	3 01 01 000									
A.03.a.1 ### Communication Plan for Minerals Development	3 01 01 001									
PS										
MOOE		1,569,000.00	-	1,569,000.00	1,569,000.00	-	1,569,000.00	138,791.76	357,529.32	496,321.08
A.03.b Geosciences Development Services	3 01 02 000									
PS		5,658,000.00	-	5,658,000.00	5,658,000.00	-	5,658,000.00	1,869,627.47	2,449,349.33	4,318,976.80
MOOE		38,909,000.00	-	38,909,000.00	38,909,000.00	-	38,909,000.00	15,676,961.10	11,066,930.24	26,743,891.34
CO			73,000.00	12,828,000.00	12,755,000.00	73,000.00	12,828,000.00	3,357,107.82	5,133,042.27	8,490,150.09
MFO 2 - Mining Regulation Services	3 02 00 000									
A.03.c Mineral Lands Administration	3 02 01 000									
PS		10,086,000.00	-	10,086,000.00	10,086,000.00	-	10,086,000.00	2,814,912.64	4,608,811.59	7,423,724.23
MOOE		2,669,000.00	73,000.00	2,742,000.00	2,669,000.00	73,000.00	2,742,000.00	542,195.18	524,230.68	1,066,425.86
CO										
Sub-Total, Agency Specific Budget		74,191,000.00	331,000.00	74,522,000.00	74,191,000.00	331,000.00	74,522,000.00	23,227,570.88	22,356,752.40	45,584,323.28
PS		25,488,000.00	-	25,488,000.00	25,488,000.00	-	25,488,000.00	6,132,196.57	9,356,228.21	15,488,424.78
MOOE		48,146,000.00	331,000.00	48,477,000.00	48,146,000.00	331,000.00	48,477,000.00	17,095,374.31	13,000,524.19	30,095,898.50
CO		557,000.00	-	557,000.00	557,000.00	-	557,000.00	-	-	-
B. Automatic Appropriation										


Particulars	UACS CODE	Appropriations			Allotments			Current Year Obligations		
		Authorized Appropriation	Adjustments Within Dept.	Adjusted Appropriation	Allotments Received	Transfer from	Adjusted Total Allotments	1st Quarter Ending March 31	2nd Quarter Ending June 30	Total
Retirement and Life Insurance Premium	1 04 102	2,338,000.00	-	2,338,000.00	2,338,000.00	-	2,338,000.00	618,673.04	864,849.92	1,483,522.96
A.O: GENERAL ADMINISTRATION AND SUPPORT SERVICES										
A.O1.a General Management and Supervision		862,000.00	-	862,000.00	862,000.00	-	862,000.00	134,608.56	210,447.68	345,056.24
A.O: OPERATIONS										
A.O3.b Geosciences Development Services		527,000.00	-	527,000.00	527,000.00	-	527,000.00	181,209.44	227,007.84	408,217.28
A.O3.c Mineral Lands Administration		949,000.00	-	949,000.00	949,000.00	-	949,000.00	302,855.04	427,394.40	730,249.44
Sub-Total, Automatic Appropriations		2,338,000.00	-	2,338,000.00	2,338,000.00	-	2,338,000.00	618,673.04	864,849.92	1,483,522.96
PS		2,338,000.00	-	2,338,000.00	2,338,000.00	-	2,338,000.00	618,673.04	864,849.92	1,483,522.96
C. Special Purpose Fund (Other Releases)										
Pension and Gratuity Fund/Retirement Benefits Fund	1 04 407	1,029,711.00	-	1,029,711.00	1,029,711.00	-	1,029,711.00	-	1,029,273.18	1,029,273.18
Terminal Leave Benefits - Civilian										
Sub-Total, Special Purpose Fund (Other Releases)		1,029,711.00	-	1,029,711.00	1,029,711.00	-	1,029,711.00	-	1,029,273.18	1,029,273.18
PS		1,029,711.00	-	1,029,711.00	1,029,711.00	-	1,029,711.00	-	1,029,273.18	1,029,273.18
Sub-Total, Current Appropriations		77,558,711.00	331,000.00	77,889,711.00	77,558,711.00	331,000.00	77,889,711.00	23,846,243.92	24,250,875.50	48,097,119.42
PS		28,855,711.00	-	28,855,711.00	28,855,711.00	-	28,855,711.00	6,750,869.61	11,250,351.31	18,001,220.92
MOOE		48,146,000.00	331,000.00	48,477,000.00	48,146,000.00	331,000.00	48,477,000.00	17,095,374.31	13,000,524.19	30,095,898.50
CO		557,000.00	-	557,000.00	557,000.00	-	557,000.00	-	-	-
FY 2015 Continuing Appropriations										
D. Agency Specific Budget	01 1 02 101									
A.O1 GENERAL ADMINISTRATION AND SUPPORT SERVICES	1 00 000000	29,611.98	-	29,611.98	29,611.98	-	29,611.98	-	-	-
A.O1.a General Management and Supervision	1 00 010000									
General Administration and Supervision	1 00 010000	29,611.98	-	29,611.98	29,611.98	-	29,611.98	-	-	-
MOOE		29,261.98	-	29,261.98	29,261.98	-	29,261.98	-	-	-
CO		350.00	-	350.00	350.00	-	350.00	-	-	-
A.O3 OPERATIONS	3 00 00 000	2,570,623.79	-	2,570,623.79	2,570,623.79	-	2,570,623.79	-	316,962.82	316,962.82
MFO 1 - Mineral Resources Development Services	3 01 00 000	2,371,590.81	-	2,371,590.81	2,371,590.81	-	2,371,590.81	-	279,964.31	279,964.31
A.O3.a Mineral Resource Services	3 01 01 000									
A.O3.a.1 ### Communication Plan for Minerals Development	3 01 01 001	167,815.66	-	167,815.66	167,815.66	-	167,815.66	-	-	-
MOOE										
A.O3.b Geosciences Development Services	3 01 02 000	2,203,775.15	-	2,203,775.15	2,203,775.15	-	2,203,775.15	-	279,964.31	279,964.31
MOOE										
CO										
MFO 2 - Mining Regulation Services	3 02 00 000	199,032.98	-	199,032.98	199,032.98	-	199,032.98	-	36,998.51	36,998.51
A.O3.c Mineral Lands Administration	3 02 01 000	199,032.98	-	199,032.98	199,032.98	-	199,032.98	-	36,998.51	36,998.51
MOOE										
Sub-Total, Continuing Appropriations		2,600,235.77	-	2,600,235.77	2,600,235.77	-	2,600,235.77	-	316,962.82	316,962.82
MOOE		2,599,885.77	-	2,599,885.77	2,599,885.77	-	2,599,885.77	-	316,962.82	316,962.82
CO		350.00	-	350.00	350.00	-	350.00	-	-	-

Particulars	UACS CODE	Appropriations			Allotments			Current Year Obligations		
		Authorized Appropriation	Adjustments Within Dept.	Adjusted Appropriation	Allotments Received	Transfer from	Adjusted Total Allotments	1st Quarter Ending March 31	2nd Quarter Ending June 30	Total
GRAND TOTAL:		80,158,946.77	331,000.00	80,489,946.77	80,158,946.77	331,000.00	80,489,946.77	23,846,243.92	24,567,838.32	48,414,082.24
PS		28,855,711.00	-	28,855,711.00	28,855,711.00	-	28,855,711.00	6,750,869.61	11,250,351.31	18,001,220.92
MOOE		50,745,885.77	331,000.00	51,076,885.77	50,745,885.77	331,000.00	51,076,885.77	17,095,374.31	13,317,487.01	30,412,861.32
CO		557,350.00	-	557,350.00	557,350.00	-	557,350.00	-	-	-
Recapitulation by MFO:		61,461,623.79	73,000.00	61,534,623.79	61,461,623.79	73,000.00	61,534,623.79	21,042,488.15	19,323,813.98	40,366,302.13
MFO 1 - Mineral Resources Development Services		48,507,590.81	-	48,507,590.81	48,507,590.81	-	48,507,590.81	17,685,380.33	14,153,773.20	31,839,153.53
MFO 2 - Mining Regulation Services		12,954,032.98	73,000.00	13,027,032.98	12,954,032.98	73,000.00	13,027,032.98	3,357,107.82	5,170,040.78	8,527,148.60
A.03.b Geosciences Development Services	3 01 02 000	20,084,140.12	-	20,084,140.12	20,084,140.12	-	20,084,140.12	3,806,242.51	4,739,294.16	8,545,536.67
MOOE		19,849,671.77	-	19,849,671.77	19,849,671.77	-	19,849,671.77	3,806,242.51	4,739,294.16	8,545,536.67
CO		234,468.35	-	234,468.35	234,468.35	-	234,468.35	-	-	-
Geohazard Assessment & Mapping Program	3 01 02 001	18,333,203.42	-	18,333,203.42	18,333,203.42	-	18,333,203.42	3,476,114.94	4,311,695.59	7,787,810.53
Groundwater Resource Assessment	3 01 02 003	1,516,468.35	-	1,516,468.35	1,516,468.35	-	1,516,468.35	330,127.57	427,598.57	757,726.14
MOOE		1,516,468.35	-	1,516,468.35	1,516,468.35	-	1,516,468.35	-	-	-
CO		234,468.35	-	234,468.35	234,468.35	-	234,468.35	-	-	-


Prepared by:


AILENE ANDES
 CHIEF, BUDGET SECTION


Certified Correct:


CARLO PINTO
 CHIEF, ACCOUNTING SECTION

Recommending Approval:


DANIEL S. SOMBRANON
 CHIEF, Administrative and Finance Division

Approved by:


GUILLERMO A. MOLINA, JR. IV
 OIC, Office of the Regional Director

Department : Environment and Natural Resources
 Agency : Mines and Geosciences Bureau
 Operating Uni : REGION V
 Organization I : 10 003 03 00005
 Funding Sourc : ALL FUNDS

Current Year Appropriations
 Supplemental Appropriations
 Continuing Appropriations

Particulars	Current Year Disbursements			Unobligated Allotment	Balances	
	1st Quarter Ending March 31	2nd Quarter Ending June 30	Total		Unpaid Obligations	
					Due and Demandable	Not Yet Due and Demandable
FY 2016 CURRENT YEAR						
A. Agency Specific Budget						
A.01 GENERAL ADMINISTRATION AND SUPPORT SERVICES	2,144,192.73	3,079,008.67	5,223,201.40	9,242,100.60	-	277,698.00
A.01.a General Management and Supervision						
General Administration and Supervision	2,144,192.73	3,079,008.67	5,223,201.40	9,242,100.60	-	277,698.00
PS	1,447,656.46	2,298,067.29	3,745,723.75	5,998,276.25	-	-
MOOE	696,536.27	780,941.38	1,477,477.65	3,243,824.35	-	277,698.00
A.01.b Human Resource Development						
A.02 SUPPORT TO OPERATIONS.	-	34,084.57	34,084.57	780,915.43	-	-
A.02.a a. Planning and Policy Formulation						
MOOE	-	34,084.57	34,084.57	223,915.43	-	-
CO	-	-	-	557,000.00	-	-
A.03 OPERATIONS	20,740,721.43	18,519,791.75	39,260,513.18	18,914,660.69	-	788,826.13
MFO 1 - Mineral Resources Development Services	17,397,878.61	13,488,680.48	30,886,559.09	14,576,810.78	-	672,630.13
A.03.a Mineral Resource Services						
A.03.a.1 ### Communication Plan for Minerals Development						
PS	-	-	-	-	-	-
MOOE	127,566.76	279,814.24	407,381.00	1,072,678.92	-	88,940.08
A.03.b Geosciences Development Services						
PS	1,869,627.47	2,439,349.32	4,308,976.79	1,339,023.20	-	10,000.01
MOOE	15,400,684.38	10,769,516.92	26,170,201.30	12,165,108.66	-	573,690.04
CO	-	-	-	-	-	-
MFO 2 - Mining Regulation Services	3,342,842.82	5,031,111.27	8,373,954.09	4,337,849.91	-	116,196.00
A.03.c Mineral Lands Administration						
PS	2,814,912.64	4,588,811.59	7,403,724.23	2,662,275.77	-	20,000.00
MOOE	527,930.18	442,299.68	970,229.86	1,675,574.14	-	96,196.00
CO	-	-	-	-	-	-
Sub-Total, Agency Specific Budget	22,884,914.16	21,632,884.99	44,517,799.15	28,937,676.72	-	1,066,524.13
PS	6,132,196.57	9,326,228.20	15,458,424.77	9,999,575.22	-	30,000.01
MOOE	16,752,717.59	12,306,656.79	29,059,374.38	18,381,101.50	-	1,036,524.12
CO	-	-	-	557,000.00	-	-
B. Automatic Appropriation						

Particulars	Current Year Disbursements				Balances	
	1st Quarter Ending March 31	2nd Quarter Ending June 30	Total	Unobligated Allotment	Unpaid Obligations	
					Due and Demandable	Not Yet Due and Demandable
Retirement and Life Insurance Premium	618,673.04	864,849.92	1,483,522.96	854,477.04	-	-
A.O. GENERAL ADMINISTRATION AND SUPPORT SERVICES						
A.01.a General Management and Supervision	134,608.56	210,447.68	345,056.24	516,943.76	-	-
A.O. OPERATIONS						
A.03.b Geosciences Development Services	181,209.44	227,007.84	408,217.28	118,782.72	-	-
A.03.c Mineral Lands Administration	302,855.04	427,394.40	730,249.44	218,750.56	-	-
Sub-Total, Automatic Appropriations	618,673.04	864,849.92	1,483,522.96	854,477.04	-	-
PS	618,673.04	864,849.92	1,483,522.96	854,477.04	-	-
C. Special Purpose Fund (Other Releases)						
Pension and Gratuity Fund/Retirement Benefits Fund						
Terminal Leave Benefits - Civilian	-	1,029,273.18	1,029,273.18	437.82	-	-
Sub-Total, Special Purpose Fund (Other Releases)	-	1,029,273.18	1,029,273.18	437.82	-	-
PS	-	1,029,273.18	1,029,273.18	437.82	-	-
Sub-Total, Current Appropriations	23,503,587.20	23,527,008.09	47,030,595.29	29,792,591.58	-	1,066,524.13
PS	6,750,869.61	11,220,351.30	17,971,220.91	10,854,490.08	-	30,000.01
MOOE	16,752,717.59	12,306,656.79	29,059,374.38	18,381,101.50	-	1,036,524.12
CO	-	-	-	557,000.00	-	-
FY 2015 Continuing Appropriations						
D. Agency Specific Budget						
A.01 GENERAL ADMINISTRATION AND SUPPORT SERVICES	-	-	-	29,611.98	-	-
A.01.a General Management and Supervision	-	-	-	29,611.98	-	-
General Administration and Supervision	-	-	-	29,611.98	-	-
MOOE	-	-	-	29,261.98	-	-
CO	-	-	-	350.00	-	-
A.03 OPERATIONS	-	137,792.82	137,792.82	2,253,660.97	-	179,170.00
MFO 1 - Mineral Resources Development Services	-	100,794.31	100,794.31	2,091,626.50	-	179,170.00
A.03.a Mineral Resource Services	-	-	-	-	-	-
A.03.a.1 ### Communication Plan for Minerals Development	-	-	-	167,815.66	-	-
MOOE	-	-	-	167,815.66	-	-
A.03.b Geosciences Development Services	-	100,794.31	100,794.31	1,923,810.84	-	179,170.00
MOOE	-	100,794.31	100,794.31	1,923,810.84	-	179,170.00
CO	-	-	-	-	-	-
MFO 2 - Mining Regulation Services	-	36,998.51	36,998.51	162,034.47	-	-
A.03.c Mineral Lands Administration	-	36,998.51	36,998.51	162,034.47	-	-
MOOE	-	36,998.51	36,998.51	162,034.47	-	-
Sub-Total, Continuing Appropriations	-	137,792.82	137,792.82	2,283,272.95	-	179,170.00
MOOE	-	137,792.82	137,792.82	2,282,922.95	-	179,170.00
CO	-	-	-	350.00	-	-

Particulars	Current Year Disbursements				Balances	
	1st Quarter Ending March 31	2nd Quarter Ending June 30	Total	Unobligated Allotment	Unpaid Obligations	
					Due and Demandable	Not Yet Due and Demandable
GRAND TOTAL:	23,503,587.20	23,664,800.91	47,168,388.11	32,075,864.53	-	1,245,694.13
PS	6,750,869.61	11,220,351.30	17,971,220.91	10,854,490.08	-	30,000.01
MOOE	16,752,717.59	12,444,449.61	29,197,167.20	20,664,024.45	-	1,215,694.12
CO	-	-	-	557,350.00	-	-
Recapitulation by MFO:	20,740,721.43	18,657,584.57	39,398,306.00	21,168,321.66	-	967,996.13
MFO 1 - Mineral Resources Development Services	17,397,878.61	13,589,474.79	30,987,353.40	16,668,437.28	-	851,800.13
MFO 2 - Mining Regulation Services	3,342,842.82	5,068,109.78	8,410,952.60	4,499,884.38	-	116,196.00
A.03.b Geosciences Development Services	3,575,765.79	4,400,569.84	7,976,335.63	11,538,603.45	-	569,201.04
MOOE	3,575,765.79	4,400,569.84	7,976,335.63	11,304,135.10	-	569,201.04
CO	-	-	-	234,468.35	-	-
Geohazard Assessment & Mapping Program						
MOOE	3,245,638.22	4,038,971.43	7,284,609.65	10,545,392.89	-	503,200.88
Groundwater Resource Assessment						
MOOE	330,127.57	361,598.41	691,725.98	758,742.21	-	66,000.16
CO	-	-	-	234,468.35	-	-